


# Articulate 360

Everything you need for every aspect of  
course development



articulāte

#### AUTHOR CONTENT

Storyline 360	7
Rise	11
Other apps	15

#### SOURCE ASSETS

Content Library	17
-----------------	----

#### SPEED REVIEWS

Articulate Review	19
-------------------	----

#### GROW SKILLS

Articulate Live	21
-----------------	----

#### TEAM UP

Articulate 360 Teams	23
----------------------	----

#### COMMUNITY

E-Learning Heroes	25
-------------------	----

#### CUSTOMERS


Testimonials	27
--------------	----

Articulate 360

## Everything you need for every aspect of course development

Articulate 360 simplifies e-learning development from start to finish. It has everything you need to source assets, author multi-device courses, speed stakeholder reviews, and grow your skills.

With one all-inclusive subscription, you'll get our award-winning course authoring apps, plus a continuous stream of product updates, course assets, and live online training.



Storyline



Studio



Rise



Peek



Replay


## Course Authoring Apps

# You'll have the right tool for the job, always

Articulate 360 includes our award-winning authoring apps, updated continuously with new features.

Use award-winning Storyline 360 to create slide-based e-learning with custom interactivity  
And fire up groundbreaking Rise to develop responsive courses optimized for every device—in just minutes.

With Articulate 360, you'll always have the perfect authoring tool for every e-learning project.





Storyline 360

# Any course you can imagine, on any device imaginable

Let technology do the heavy lifting to deliver e-learning with custom interactivity to any device.

## Responsive player

The responsive player dynamically adapts to tablet and smartphone screens, providing an optimal view of your Storyline 360 course on every device. You can even preview how it'll look on smartphones and tablets before you publish. Your course automatically plays beautifully on all devices, without requiring you to tweak your content to fit different breakpoints.

## Optimized playback

Designed to deliver an ideal learner experience on any device, the responsive player hides sidebar menus, eliminates browser chrome, and delivers mobile-friendly playback controls and touchscreen gesture support for any screen size and orientation.

“Storyline 360 is everything I love about Storyline and more. Simple enough for new designers to get their courses designed and produced quickly. Robust enough for power users to design anything they can imagine. And with the responsive player, courses play beautifully on every device.”



**Tracy Parish**

Southlake Regional Health Centre



## History of Emilie's Natural Market

### *Our first store*

*In 1992, Emilie Dubois began selling organic baked goods out of her kitchen. Demand quickly grew and*

## History of Emilie's Natural Market

### *Our first store*

*In 1992, Emilie Dubois began selling organic baked goods out of her kitchen. Demand quickly grew and by the end of the year she had moved into a small storefront and expanded her product line.*

## History of Emilie's Natural Market

### *Our first store*

*In 1992, Emilie Dubois began selling organic baked goods out of her kitchen. Demand quickly grew and by the end of the year she had moved into a small storefront and expanded her product line.*

1998


2005

2009

2012

2015

2018



165°

Turn the dial to see at what temperature  
each food type should be cooked





Storyline 360

# Interactivity without limits

Create any interactive e-learning you can imagine with Storyline 360. It's simple enough for beginners, powerful enough for experts.

## Easy interactivity

Build custom interactions in minutes with simple triggers, slide layers, and states. Drop buttons, dials, sliders, markers, or hotspots onto your slide to create engaging interactions in seconds. And use intuitive variables to build personalized, conditional interactivity with minimal effort.

## Engaging video

Give learners a visual tour with screencasts, videos, and software simulations. Storyline 360 lets you record screencasts with captions, characters, and pan-and-zoom effects; build software simulations easier than ever before; and import video in any format.

## Flexible assessments

Storyline 360 has everything you need to assess learners any way you want. Create insightful assessments by using 25 different question types and importing existing questions. Or build graded decision-making activities, such as drag-and-drops, from any objects on your slides.

## Access to beautiful assets

Start projects from professionally designed slide templates and include gorgeous imagery in your Storyline course. Add templates, characters, stock photos, icons, and images from our 2+ million asset Content Library, right from within Storyline 360.

## Exclusive collaboration features

Articulate 360 Teams subscribers can speed up their workflows by building a shared collection of templates, scenes, and slides they can add to projects with one click.

## Simple reviews

When it's time to get feedback, publish to Articulate Review to gather comments from stakeholders in one place.



Rise

# Responsive course authoring, done right

Rise automatically adapts courses for every device under the sun—you don't do a thing. It's responsive authoring the way it should be.

## Web authoring

Create beautiful, inherently responsive e-learning right in your web browser. There's no software to download and no learning curve. Just an easy-to-use web app. Simply add text and media—Rise does the rest.

## Access to beautiful assets

Include gorgeous imagery in your Rise course. Add stock photos, icons, and images from our 2+ million asset Content Library, right from within Rise.

## Easy collaboration

Articulate 360 Teams subscribers get access to exclusive collaboration features in Rise. Team members can work on different lessons at the same time or switch off working on the same one.

## Mobile previews

In just one click, preview individual lessons or your entire course before you publish to see how it'll look to learners on desktop, tablet, and mobile devices.

## Simple reviews

When it's time to get feedback, publish to Articulate Review to gather comments from stakeholders in one place.

## Easy distribution

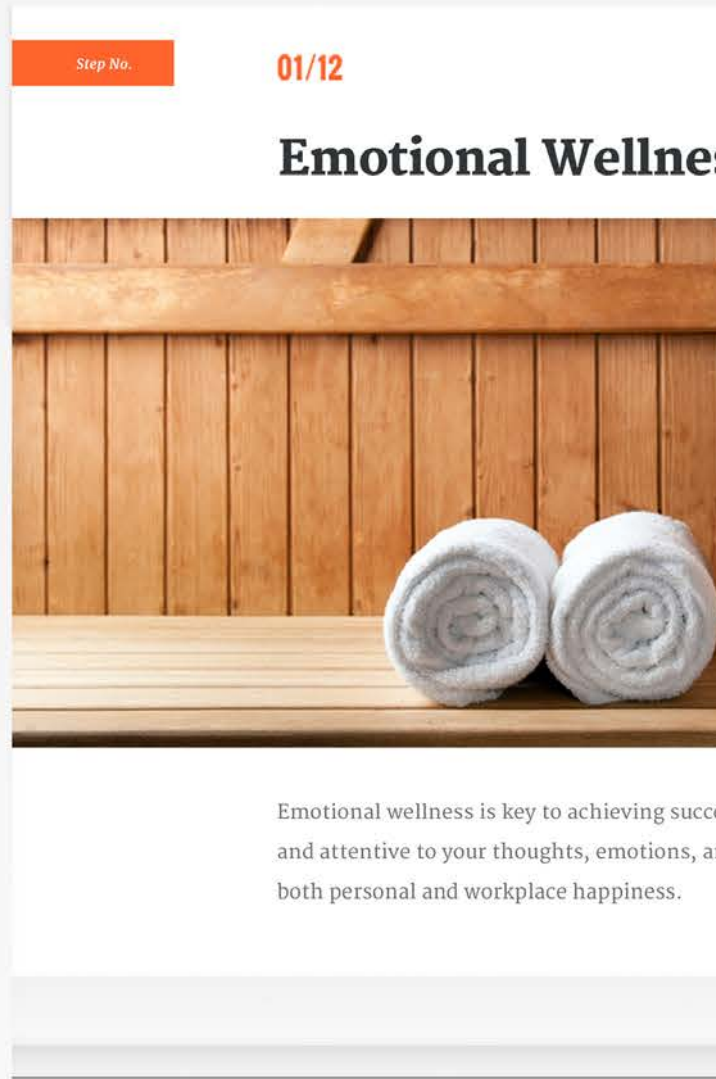
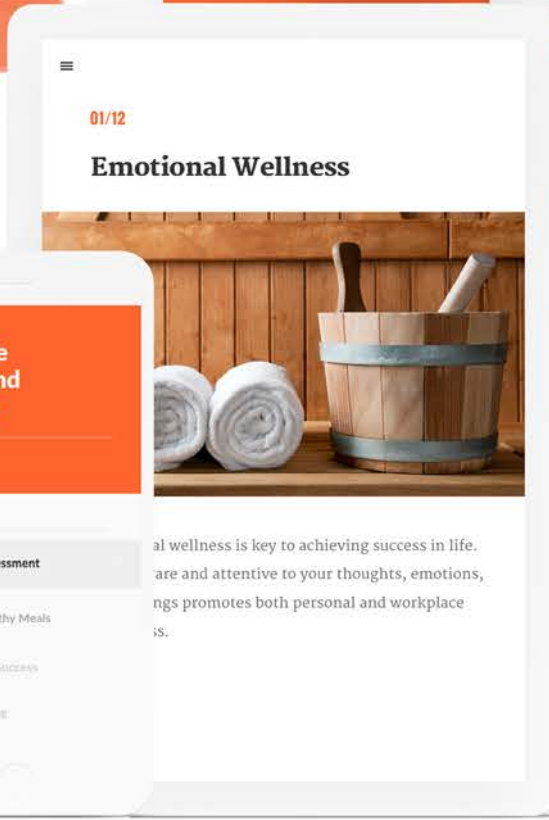
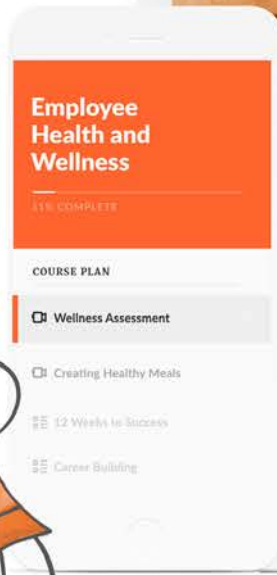
Rise publishes SCORM- and Tin Can API-compliant courses that play seamlessly in your LMS and on any desktop, laptop, or mobile device your learners choose.

“Rise just raised the bar and set the standard for multi-device e-learning development. Rise is what we've all been waiting for.”



**Jeff Kortenbosch**

E-Learning Developer





by Linda E.

# Healthy Meals

[Click to learn the health benefits of these ingredients.](#)





Rise

## Effortlessly responsive lessons

Every lesson in Rise is fun to experience and beautiful to behold on any device.

### Dazzling interactions

Let learners explore events on an interactive timeline, walk them step-by-step through a linear process, describe key components of a graphic with interactive markers, and give them immediate feedback with lean-forward sorting activities.

### Custom lessons

Unleash your creativity with the learning blocks in Rise. They're components you stack to design custom lessons that look gorgeous on every device, in every orientation. Choose from dozens of block types, arrange them in any order you want, add content, and voilà! You'll have a unique lesson that's perfectly suited for any subject matter.

### Visual screencasts

Create screencast lessons to demo software or give a quick how-to. It's simple to create Rise lessons from your Replay and Peek screencasts.

### Multiple-choice quizzes

See what your learners know or simply pique their interest. You can easily build multiple-choice assessments in Rise.

“Wow. Elegant. Functional. Sexy. Incredible. Brilliant. Really. This is the way a modern course development tool should work, look, and feel.”



**Steve Flowers**  
E-Learning Developer

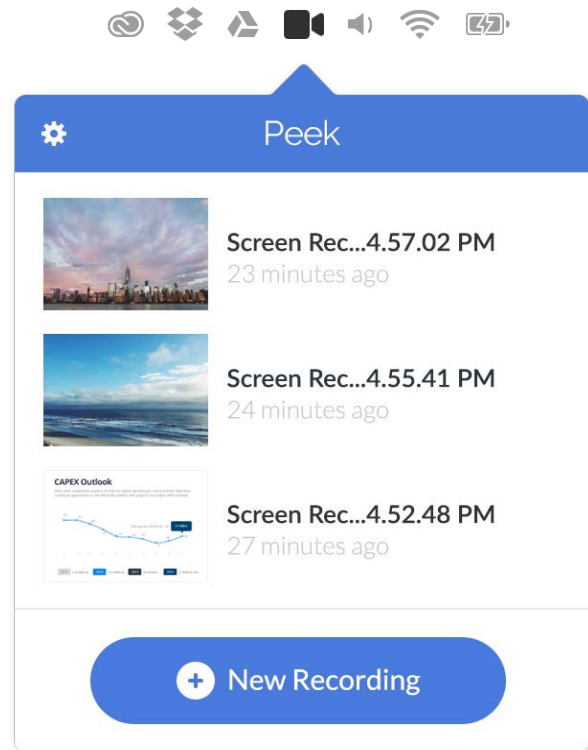


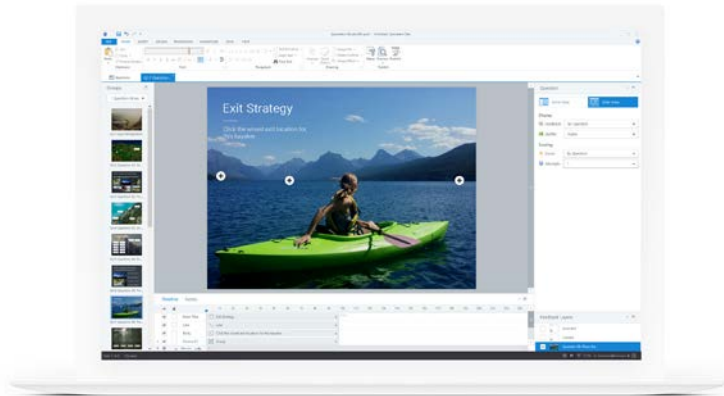


## More apps for creating content

### Easily record screencasts with Peek

No matter what you're working on, Peek is ready to record the action on your Mac or PC. Choose the area you want to capture down to the pixel, and select your mic from a simple drop-down menu. Check out the volume level to see your voice coming through loud and clear, then start recording.



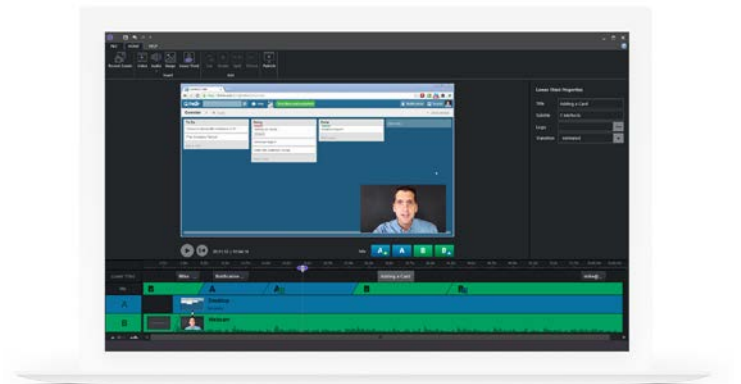


### Quickly transform PowerPoints into e-learning with Studio 360

Use a tool you already know to quickly and easily create slide-based courses from your PowerPoint slides. Add interactions and assessments with a simple form-based editor.

### Create screencasts with personality with Replay 360

Replay 360 makes it simple to create professional-looking screencasts with a personal touch. Walk learners through content by capturing your on-screen and webcam activity at the same time—or separately.





Source Assets with Content Library

## Get to "Wow!" faster with Content Library

It's an ever-expanding goldmine of images, templates, and characters you can add to courses, without interrupting your workflow.

### Access stock photos, videos, and more


Build gorgeous courses with easy access to beautiful imagery. Search for assets right from Storyline 360 or Rise, and insert them with a few clicks. Content Library includes more than 2 million photos, icons, videos, illustrations, and vector graphics—at no extra cost.

### Illustrated and photographic characters

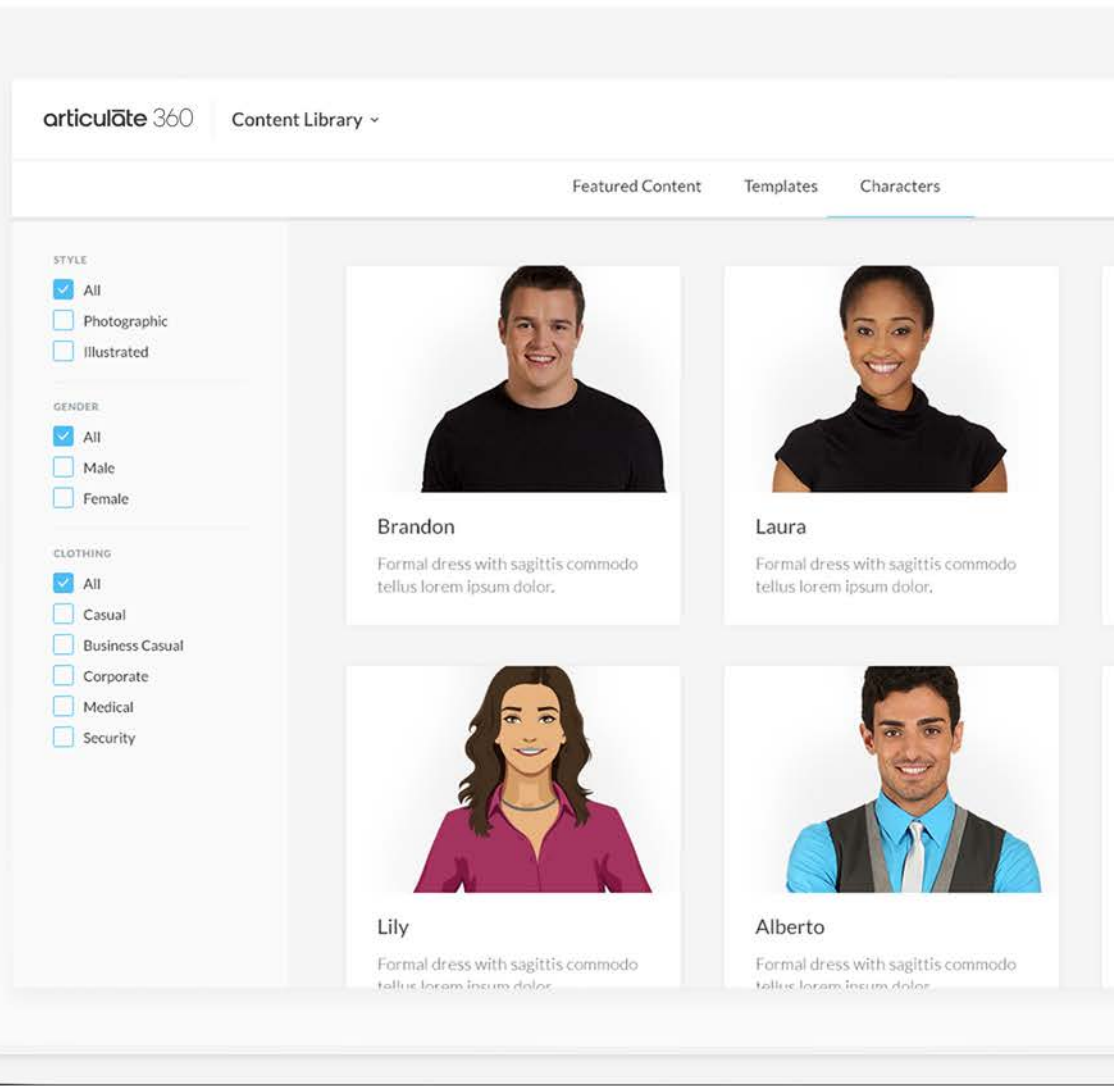
Make your content relatable by adding more than 100,000 combinations of photographic and illustrated characters, expressions, and poses to your Storyline 360 courses. Select from a range of industries and professions to show learners how your content applies to them.

### Gorgeous slide templates

Choose from hundreds of professionally designed, ready-to-go Storyline 360 templates with cohesive design and color themes. Every template is architected by the industry's best e-learning designers, so you have all the elements you need to create an effective course. Plus, they're easily customizable and include educational tips on how to use slide elements most effectively.









Add a comment...



**Carolyn Zhang** 1d

I like the idea of the introductory slide show here, but it takes too much time. Could we speed it up?



**Anthony Smith** 45m

I tried various fade times, but taking it faster felt too frenetic. Anything to add, Chad?



**Chad Tafolla** 45m

Let's leave the fade times and cut down the on screen time of each image. That may help.

Reply...



**Anthony Smith** 1d

I think this particular image fits well with the course topic. Let me know what you think!



**Carolyn Zhang** 45m

I'd like an image that better reflects our geographic audience. This course will be viewed by people in 15 different states.

Reply...



## Simplify Collaboration with Articulate Review

# Gather project feedback in one place

Finish projects faster with Articulate Review. In one simple web app, you can gather and share feedback on all your Articulate 360 content.

### Consolidated feedback

Keep everyone on the same page. Use Articulate Review to gather consolidated feedback throughout your project, show stakeholders the latest version, and manage resolved comments after making changes.

### In-content comments

Reduce confusion and rework with in-context comments. You'll see a screenshot of what reviewers saw when they commented, so you know exactly what changes to make.

### Faster resolution

When multiple reviewers chime in on a topic, see all related comments and responses in one place. Stakeholders can create separate comments on a single slide, so you can address and resolve items one at a time.

“I love, love, love Articulate Review. Getting your course or video out there for review used to involve formatting Word documents or creating review documents. Now, it's so easy!”



**Veronica Budnikas**  
E-Learning Specialist





Grow Skills with Articulate Live

## Get exclusive live online training from industry experts

Ramp up on Articulate products and take your e-learning expertise to new heights. Articulate Live gives you the training you need, on the topics you want—all from industry-leading e-learning gurus, including Tom Kuhlmann.

### Quick start

Get up to speed with Articulate 360 quickly. With Articulate Live, you'll discover all the tools and resources you need to start creating courses, now.

“Tom Kuhlmann is a training design genius.”



**Marty Blevins**

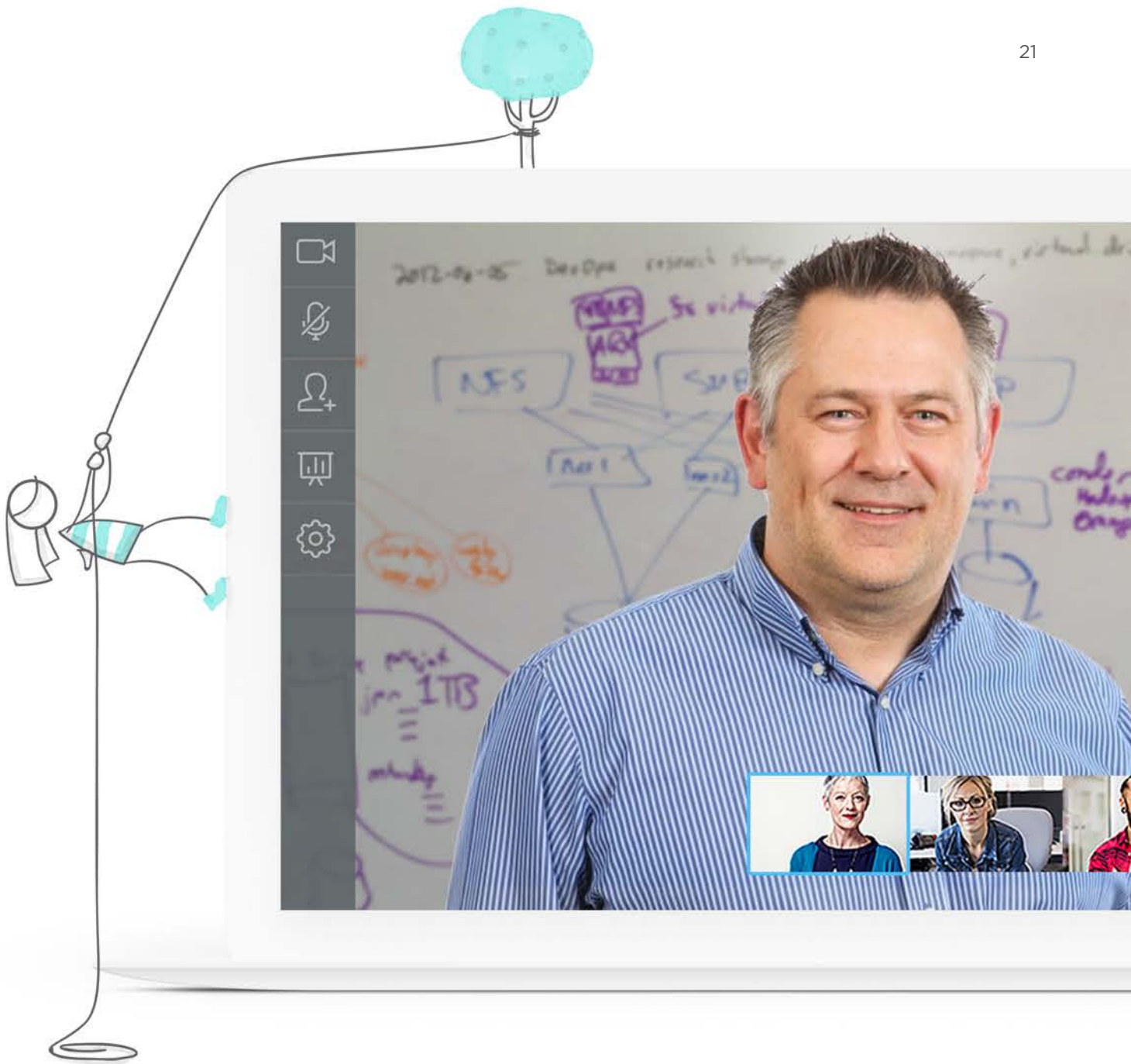
E-Learning Developer

### Continuing education

Give your skills a boost. Learn tips, tricks, and best practices for building courses your learners will love.

### Expert help

Ask your most pressing questions to get help with your biggest e-learning challenges. With Articulate Live, you can ask and get answers instantly from the experts in our exclusive Q&A webinars.



Paper Street Corp

Articulate 360 Teams Subscription / Renews Jan. 21 2018

TeamAdmins

10 Seats - 4 Unassigned

Add Seats

How many additional seats do you need?

3

How do you wish to pay?

☐ Paying with American Express \*5678 [change](#)

Cancel

Next

#	Name	Status
1	Roger Kint	✓
2	Bender Larson	✓
3	Jean Grey	✓
4	Jeffrey Lebowski	✓
5	louis@paperstreet.com	✉
6	og@paperstreet.com	✉
7	Enter an email	—
8	Enter an email	—
9	Enter an email	—

Paper Street Corp

Articulate 360 Teams Subscription / Renews Jan. 21 2018

TeamAdmins

10 Seats - 4 Unassigned [Buy More Seats](#)

#	Name	Status
1	Roger Kint (verbal@paperstreet.com)	✓
2	Bender Larson (bender@paperstreet.com)	✓
3	Jean Grey (jeangrey@paperstreet.com)	✓
4	Jeffrey Lebowski (thedude@paperstreet.com)	✓
5	louis@paperstreet.com	✉
6	og@paperstreet.com	✉
7	Enter an email	—
8	Enter an email	—
9	Enter an email	—
10	Enter an email	—

## Articulate 360 Teams

# Give your whole team access to Articulate 360, plus so much more

Get exclusive collaboration features, simple account management, priority support, and team access to award-winning Articulate 360.

### Exclusive collaboration features

Easily share slides with your whole team in Storyline 360 to make sure everyone has access to reusable content. And Articulate 360 Teams members can also collaborate on courses in Rise, creating and editing different lessons at the same time or taking turns fine-tuning the same one.

### Simple account management

Articulate 360 Teams lets you manage user, seat, and billing information in one place. Add new users to your account and update user permissions in seconds. And easily view unassigned seats, see who already has a seat, and transfer seats when your team changes.

### Priority support and health checks

Your team will receive priority email support, so they'll always jump to the front of the support queue. And they get instant access to support specialists via live chat. We'll also check in regularly with you to make sure your team is happy.

### Consolidated billing

Simplify budgeting and expense management. You'll get one annual bill that covers your Articulate 360 Teams seats.

### Unlimited storage

Articulate 360 Teams includes unlimited storage, so your team can post their biggest courses to Articulate 360 for review whenever they want—even those packed with large HD video, audio, and image files.

“I’ve really been enjoying Articulate 360 Teams. It’s easy for our whole development team to share custom templates with team slides. And I like that it’s simple to manage seats, access updates, and build responsive courses.”



**Jim Surrency**

Learning Technologies Coordinator

E-Learning Heroes Community

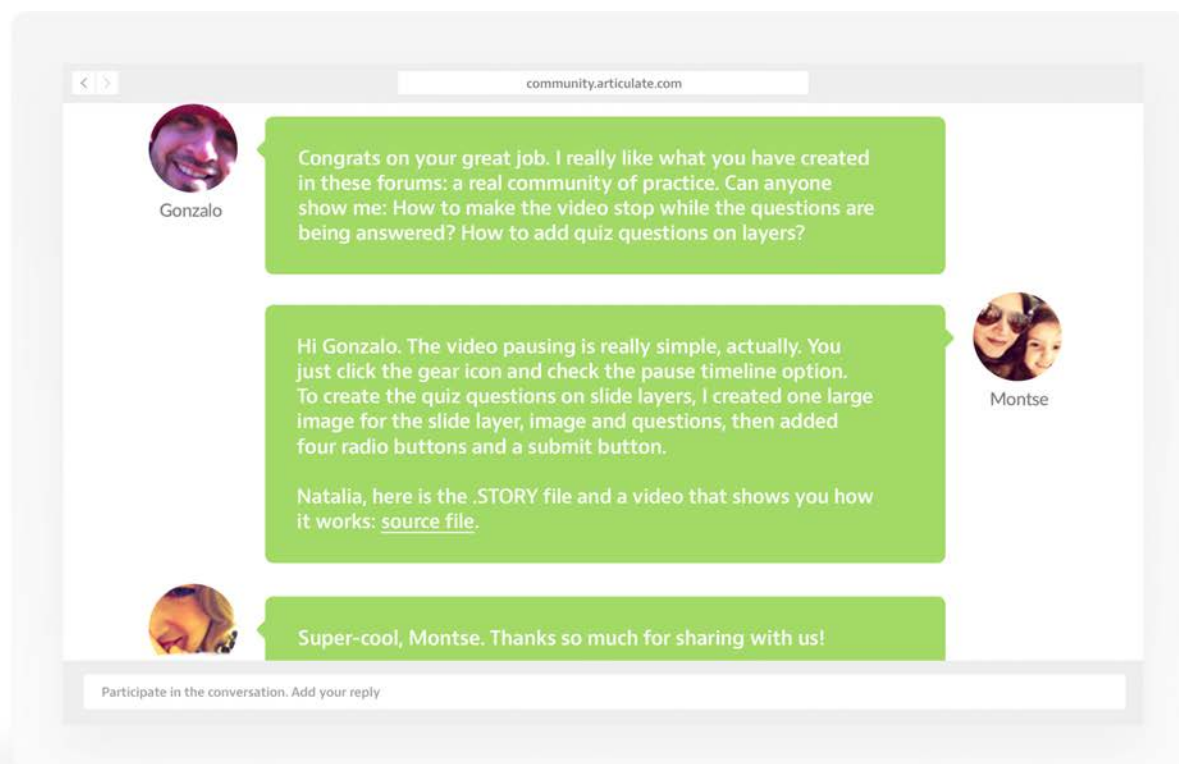
## Join the top e-learning community

All the help you need is a click away when you join the world's largest e-learning community. Hundreds of thousands of course creators rely on the E-Learning Heroes community to share insights, find inspiration, and get help on all things e-learning. Join E-Learning Heroes to get in-depth e-books and tutorials that help you build better courses, download free assets to use in your e-learning projects, and seek advice from industry experts eager to share what they know.

Visit E-Learning Heroes at [elearningheroes.com](http://elearningheroes.com).







Trusted by leaders

## Industry-leading organizations rely on Articulate products to simplify e-learning development

More than 78,000 organizations in every industry in 151 countries use Articulate products to create online and mobile courses. Our customers include 93 of the Fortune 100 companies and 19 of 20 top-ranked U.S. universities.



Learn more at [articulate.com](https://articulate.com) and start your free 60-day trial at [articulate.com/360/trial](https://articulate.com/360/trial).

## Loved by e-learning developers

“I’m just dipping my toes in the water of Articulate 360, but I love the way that every piece streamlines in together—everything you need for instructional design and amazing courses is truly at your fingertips. It’s such a seamless experience!”



**Jason Pafford**

Training & Development Specialist

“Oh. My. Goodness!!! I created an awesome training yesterday in half the time I previously would have spent. I LOVE the new Articulate 360 and am so appreciative that Articulate developed it!!!”



**Cindi Celske**

Director of Academic Operations

“Finally! A multi-faceted approach to address the everyday needs of e-learning designers and developers! Articulate 360 hits the nail on the head.”



**Kimberly Bourque Valliere**

E-Learning Developer

“Giving us a place to effectively review content has been a godsend. We have always been looking for effective ways to review content but now we finally have it.”



**Josh Hill**

Digital Learning Analyst

“Storyline 360 plus Content Library and Articulate Review makes development even better than before. I love that I can access a massive library of gorgeous assets—all without ever leaving Storyline. And now gathering and responding to feedback is a pleasure; nothing falls through the cracks.”



**Jackie Van Nice**

E-Learning Developer

“I love Articulate 360 because every time I log in, there are new characters, images, and more in the Content Library.”



**Paul Nunn**

Training and Development Specialist

“Everything that anyone needs for e-learning is right here.”



**Michael Cohen**

Entrepreneur

“Rise is one of the easiest apps I’ve ever encountered for creating e-learning courses. You did a phenomenal job with Rise.”



**Steven Carniol**

Director of Online Technology and Instructional Design

More questions? Ready to buy? Call 1300 553 313 (Australia) or 0800 450 168 (New Zealand)  
or email [articulate@microway.com.au](mailto:articulate@microway.com.au)

Copyright ©2018 Articulate Global, Inc. All rights reserved.

Articulate and all other trademarks mentioned in this document are the property of  
their respective owners.

**articulāte**