


# Articulate 360

Everything you need for every aspect of  
course development



articulāte

AUTHOR CONTENT

|               |    |
|---------------|----|
| Storyline 360 | 7  |
| Rise 360      | 11 |
| Other apps    | 15 |

SOURCE ASSETS

|                     |    |
|---------------------|----|
| Content Library 360 | 17 |
|---------------------|----|

SPEED REVIEWS

|            |    |
|------------|----|
| Review 360 | 19 |
|------------|----|

GROW SKILLS

|                         |    |
|-------------------------|----|
| Articulate 360 Training | 21 |
|-------------------------|----|

TEAM UP

|                      |    |
|----------------------|----|
| Articulate 360 Teams | 23 |
|----------------------|----|

COMMUNITY

|                   |    |
|-------------------|----|
| E-Learning Heroes | 25 |
|-------------------|----|

CUSTOMERS

|              |    |
|--------------|----|
| Testimonials | 27 |
|--------------|----|

Articulate 360

Everything you need for every aspect of course development

Articulate 360 simplifies e-learning development from start to finish. It has everything you need to source assets, author multi-device courses, speed stakeholder reviews, and grow your skills.

With one all-inclusive subscription, you'll get our award-winning course authoring apps, plus a continuous stream of product updates, course assets, and live online training.



## Course Authoring Apps

### You'll have the right tool for the job, always

Articulate 360 includes our award-winning authoring apps, updated continuously with new features.

Use award-winning Storyline 360 to create slide-based e-learning with custom interactivity. And fire up groundbreaking Rise 360 to develop responsive courses optimized for every device—in just minutes.

With Articulate 360, you'll always have the perfect authoring app for every e-learning project.





## Storyline 360

# Any course you can imagine, on any device imaginable

Let technology do the heavy lifting to deliver e-learning with custom interactivity to any device.

### Responsive player

The responsive player dynamically adapts to tablet and smartphone screens, providing an optimal view of your Storyline 360 course on every device. You can even preview how it'll look on smartphones and tablets before you publish. Your course automatically plays beautifully on all devices, without requiring you to tweak your content to fit different breakpoints.

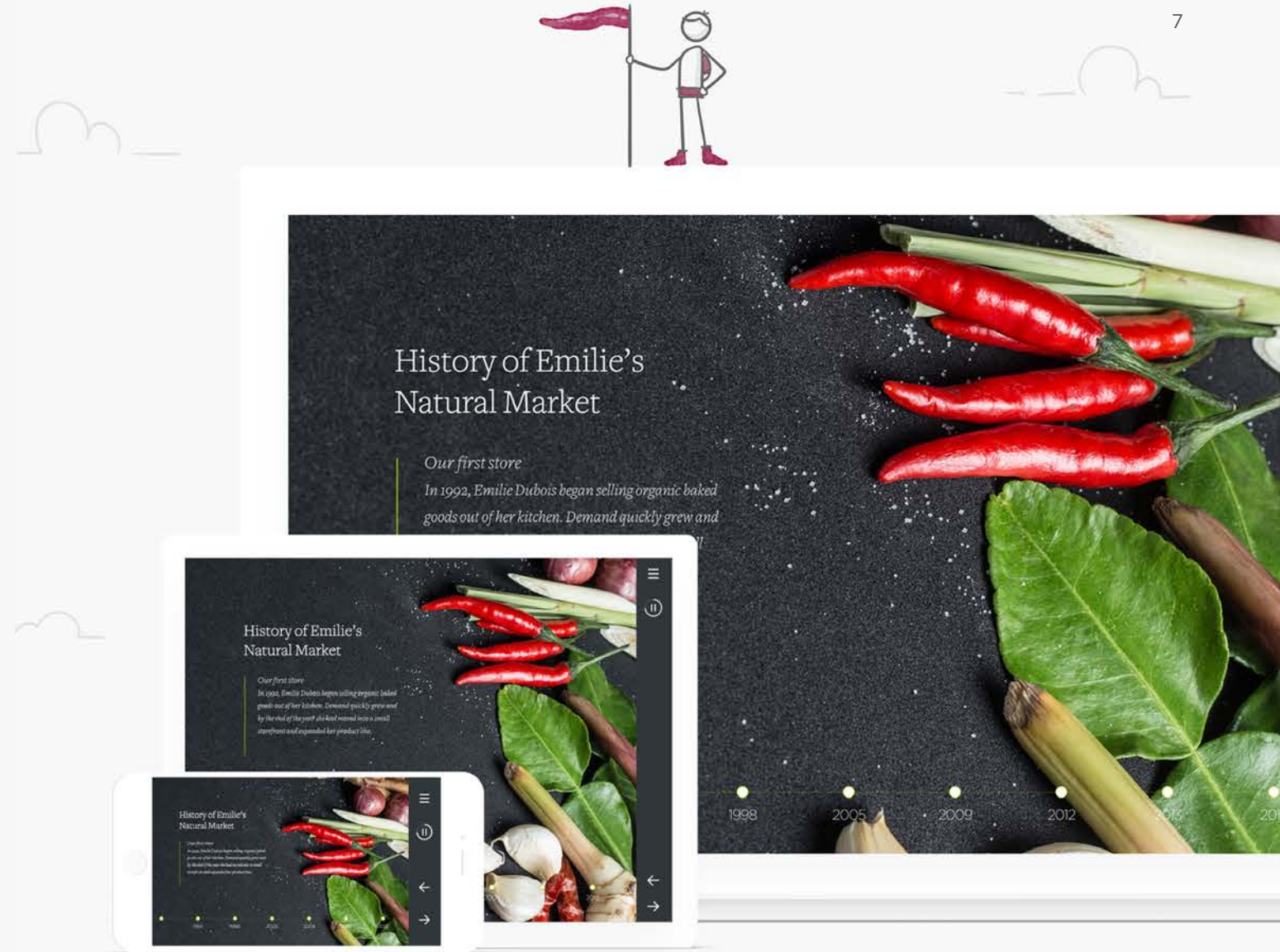
### Optimized playback

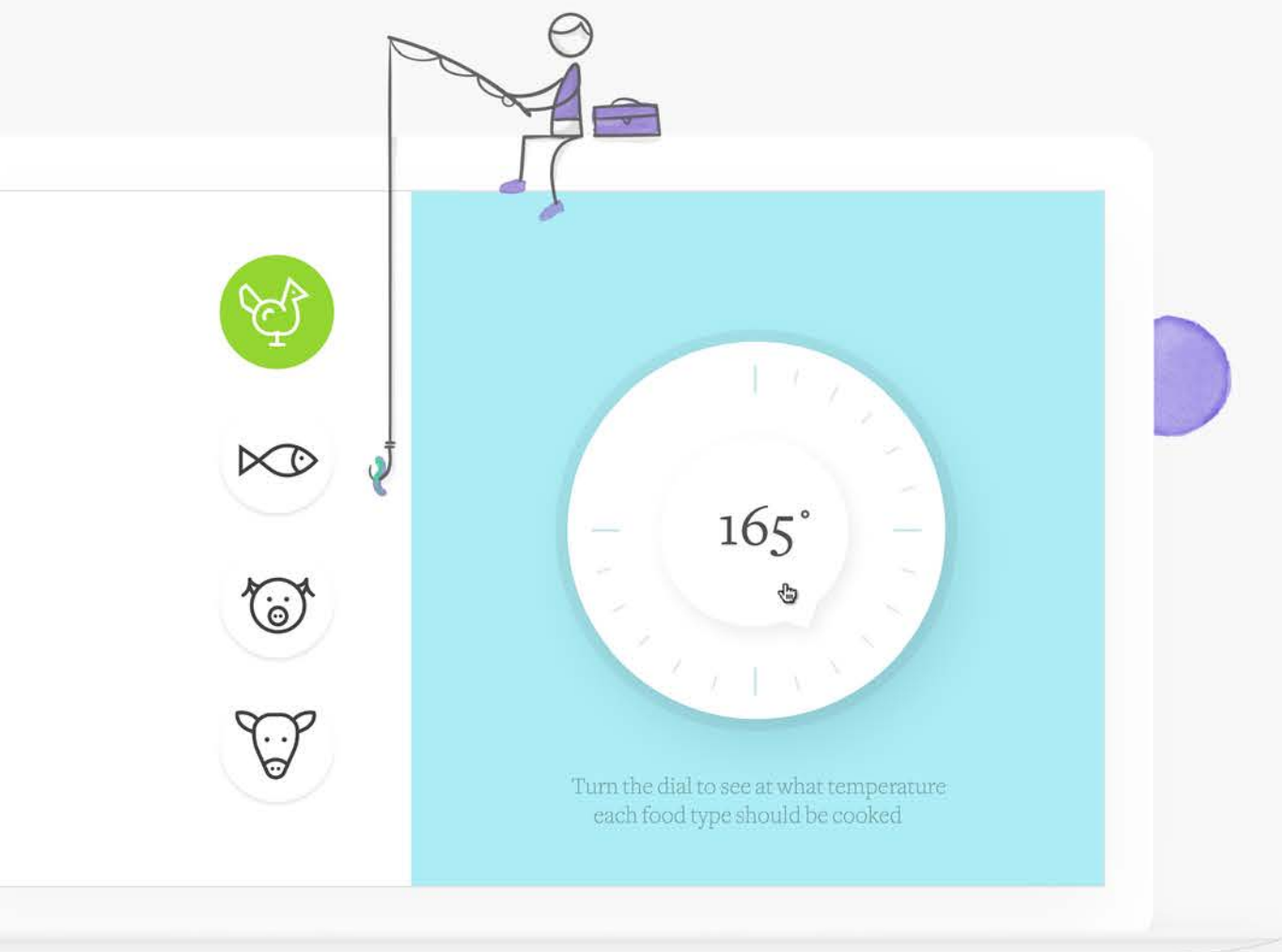
Designed to deliver an ideal learner experience on any device, the responsive player hides sidebar menus, eliminates browser chrome, and delivers mobile-friendly playback controls and touchscreen gesture support for any screen size and orientation.

“Storyline 360 is everything I love about Storyline and more. Simple enough for new designers to get their courses designed and produced quickly. Robust enough for power users to design anything they can imagine. And with the responsive player, courses play beautifully on every device.”



**Tracy Parish**  
Southlake Regional Health Centre





Storyline 360

## Interactivity without limits

Create any interactive e-learning you can imagine with Storyline 360. It's simple enough for beginners, powerful enough for experts.

### Easy interactivity

Build custom interactions in minutes with simple triggers, slide layers, and states. Drop buttons, dials, sliders, markers, or hotspots onto your slide to create engaging interactions in seconds. And use intuitive variables to build personalized, conditional interactivity with minimal effort.

### Engaging video

Give learners a visual tour with screencasts, videos, and software simulations. Storyline 360 lets you record screencasts with captions, characters, and pan-and-zoom effects; build software simulations easier than ever before; and import video in any format.

### Flexible assessments

Storyline 360 has everything you need to assess learners any way you want. Create insightful assessments by using 25 different question types and importing existing questions. Or build graded decision-making activities, such as drag-and-drops, from any objects on your slides.

### More productivity

Organise all the assets for your projects in one place. Easily add, remove, replace, reuse, and export images, videos, audio tracks, and characters. And you can even edit assets with third-party apps and save your changes directly to Storyline 360.

### Access to beautiful assets

Start projects from professionally designed slide templates and include gorgeous imagery in your Storyline 360 course. Add templates, characters, stock photos, icons, and images from our 4.5+ million asset Content Library 360, right from within Storyline 360.

### Exclusive collaboration features

Articulate 360 Teams subscribers can speed up their workflows by building a shared collection of templates, scenes, and slides they can add to projects with one click.

### Simple reviews

When it's time to get feedback, publish to Review 360 to gather comments from stakeholders in one place.





Rise 360

## Responsive course authoring, done right

Rise 360 automatically adapts courses for every device under the sun—you don't do a thing. It's responsive authoring the way it should be.

### Web authoring

Create beautiful, inherently responsive e-learning right in your web browser. There's no software to download and no learning curve. Just an easy-to-use web app. Simply add text and media—Rise 360 does the rest.

### Access to beautiful assets

Include gorgeous imagery in your Rise 360 course. Add stock photos, icons, and images from our 4.5+ million asset Content Library 360, right from within Rise 360.

### Easy collaboration

Articulate 360 Teams subscribers get exclusive collaboration features in Rise 360. Team members can work on different lessons at the same time or switch off working on the same one. They can also share custom lesson templates.

### Mobile previews

In just one click, preview individual lessons or your entire course before you publish to see how it'll look to learners on desktop, tablet, and mobile devices.

### Simple reviews

When it's time to get feedback, publish to Review 360 to gather comments from stakeholders in one place.

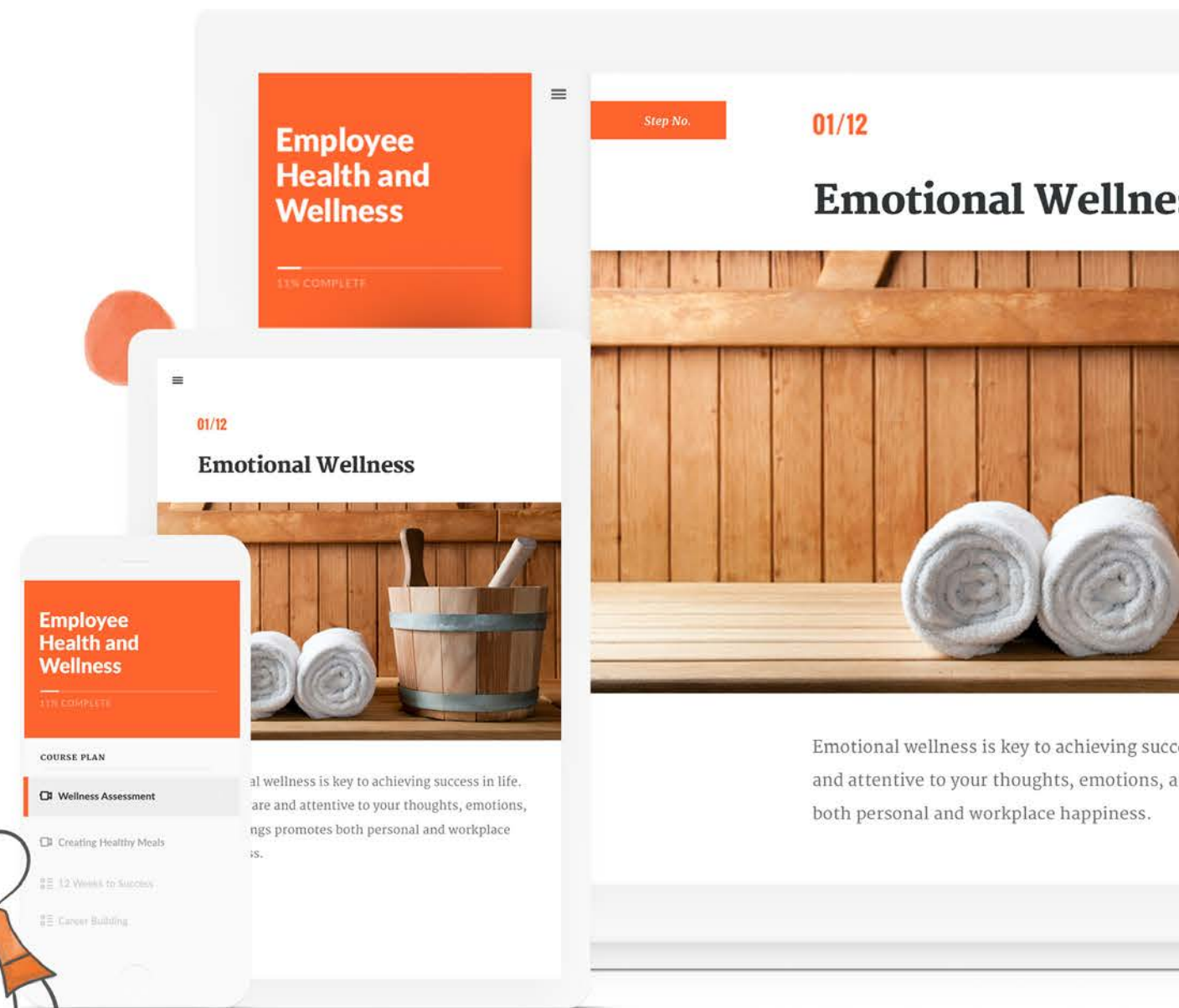
### Easy distribution

Rise 360 publishes SCORM- and Tin Can API-compliant courses that play seamlessly in your LMS and on any desktop, laptop, or mobile device your learners choose.

“Rise 360 just raised the bar and set the standard for multi-device e-learning development. Rise 360 is what we've all been waiting for.”



**Jeff Kortenbosch**  
E-Learning Developer



Emotional wellness is key to achieving success in life. Being aware and attentive to your thoughts, emotions, and feelings promotes both personal and workplace happiness.



Rise 360

## Effortlessly responsive lessons

Every lesson in Rise 360 is fun to experience and beautiful to behold on any device.

### Interactive lessons

Unleash your creativity with the learning blocks in Rise 360. They're components you stack to design lessons that look gorgeous on every device, in every orientation. Choose from dozens of block types, including video, scenario, drag-and-drop, timeline, chart, labeled graphic, and more. Arrange them in any order you want, add content, and voilà! You'll have a unique lesson that's perfectly suited for any subject matter.

### Custom templates

Articulate 360 Teams plan subscribers can boost productivity by saving lessons and their content as templates. Reuse them in other lessons and share them with other team members.

### Visual screencasts

Create screencast lessons to demo software or give a quick how-to. It's simple to create Rise 360 lessons from your Replay 360 and Peek 360 screencasts.

### Quizzes

See what your learners know or simply pique their interest. You can easily build assessments with multiple choice, multiple response, fill-in-the-blank, and matching questions in Rise 360.

“Wow. Elegant. Functional. Sexy. Incredible. Brilliant. Really. This is the way a modern course development tool should work, look, and feel.”



**Steve Flowers**

E-Learning Developer



by Linda E.

## Healthy Meals

Click to learn the health benefits of these ingredients.

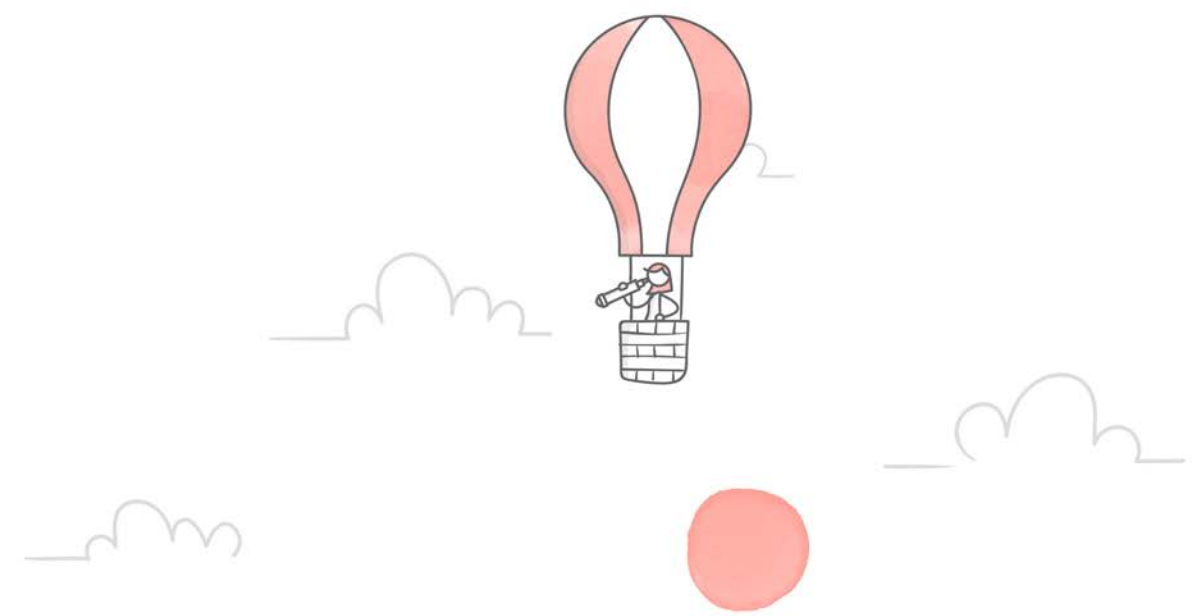
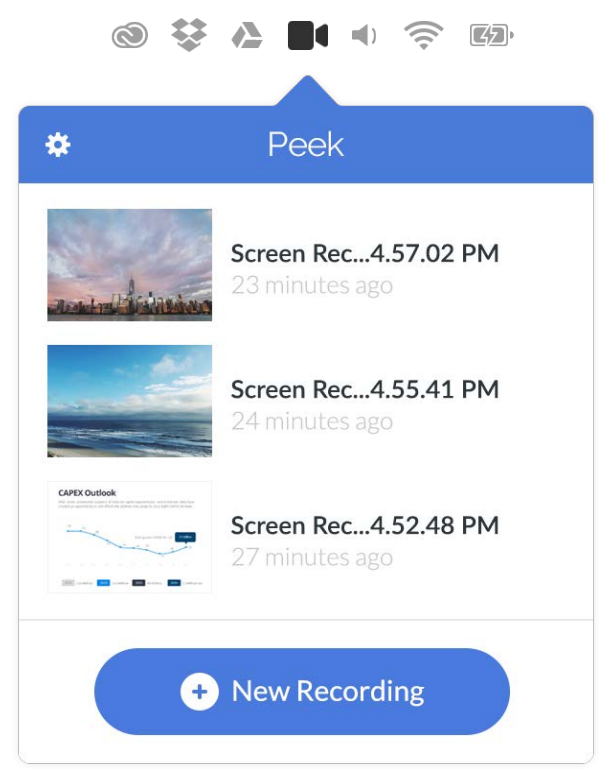




# More apps for creating content

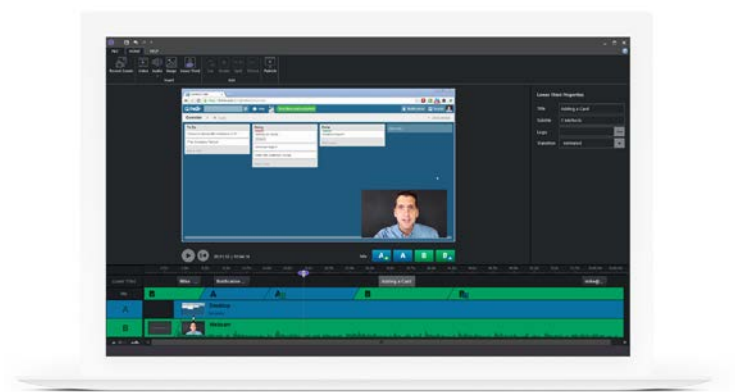
**Easily record screencasts with Peek 360**

No matter what you're working on, Peek 360 is ready to record the action on your Mac or PC. Choose the area you want to capture down to the pixel, and select your mic from a simple drop-down menu. Check out the volume level to see your voice coming through loud and clear, then start recording.



**Create screencasts with personality with Replay 360**

Replay 360 makes it simple to create professional-looking screencasts with a personal touch. Walk learners through content by capturing your on-screen and webcam activity at the same time—or separately.







Source Assets with Content Library 360

## Get to "Wow!" faster with Content Library 360

It's an ever-expanding goldmine of images, templates, and characters you can add to courses, without interrupting your workflow.

### Access stock photos, videos, and more

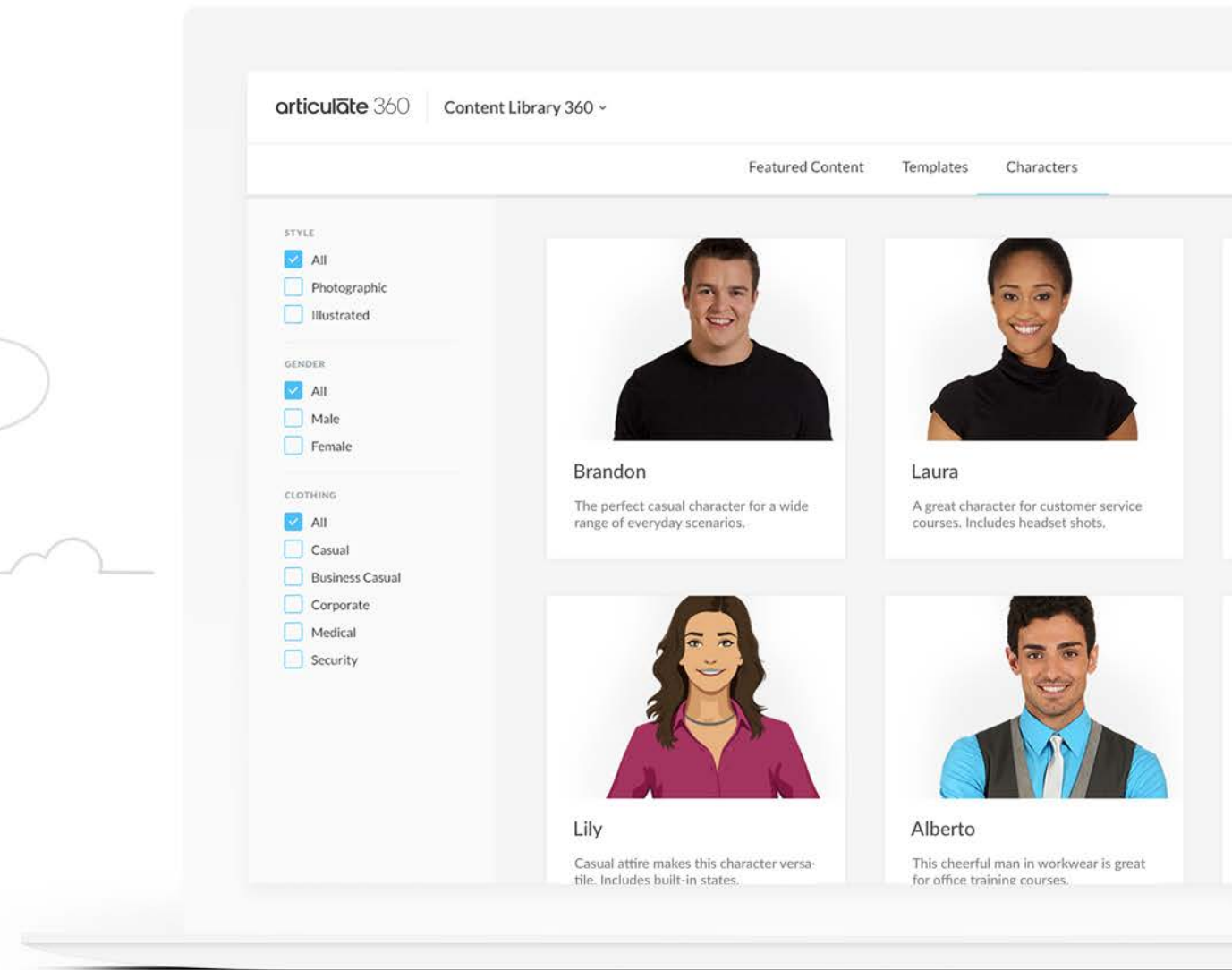
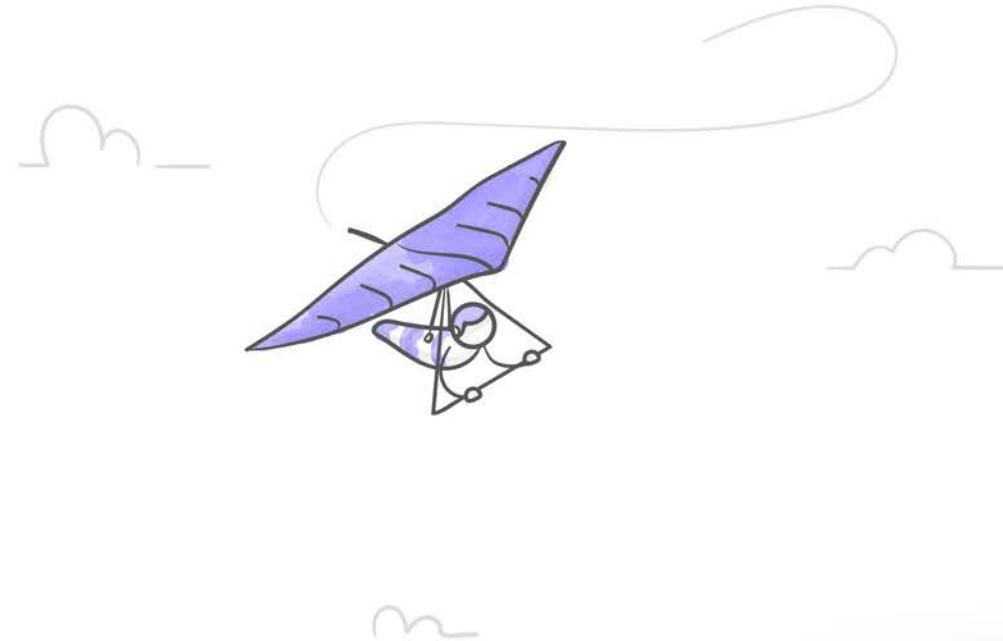
Build gorgeous courses with easy access to beautiful imagery. Search for assets right from Storyline 360 or Rise 360, and insert them with a few clicks. Content Library 360 includes more than 4.5 million photos, icons, videos, illustrations, and vector graphics—at no extra cost.

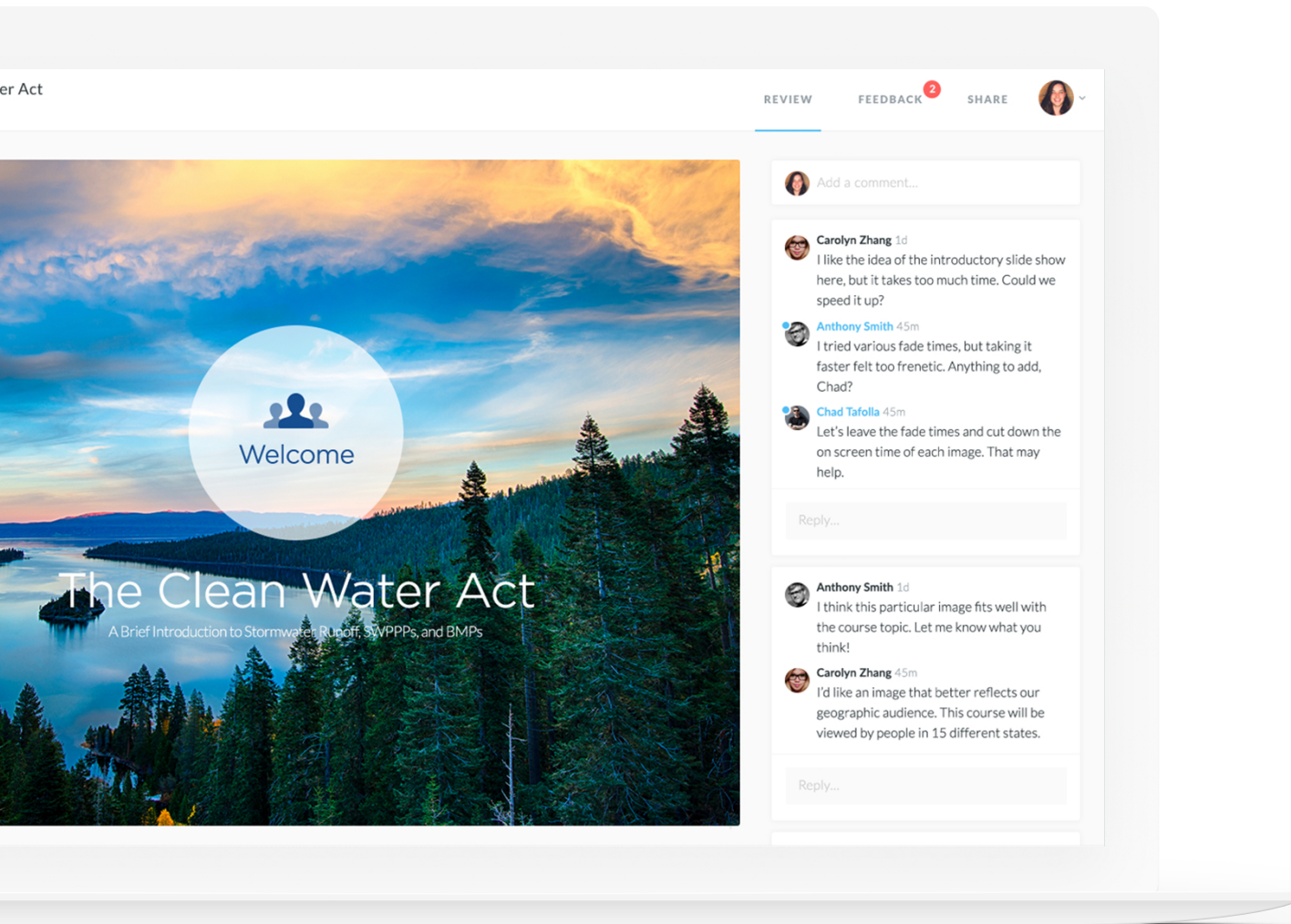
### Illustrated and photographic characters

Make your content relatable by adding more than 100,000 combinations of photographic and illustrated characters, expressions, and poses to your Storyline 360 courses. Select from a range of industries and professions to show learners how your content applies to them.

### Gorgeous slide templates

Choose from hundreds of professionally designed, ready-to-go Storyline 360 templates with cohesive design and colour themes. Every template is architected by the industry's best e-learning designers, so you have all the elements you need to create an effective course. Plus, they're easily customizable and include educational tips on how to use slide elements most effectively.





Simplify Collaboration with Review 360

## Gather project feedback in one place

Finish projects faster with Review 360. In one simple web app, you can gather and share feedback on all your Articulate 360 content.

### Consolidated feedback

Keep everyone on the same page. Use Review 360 to gather consolidated feedback throughout your project, show stakeholders the latest version, and manage resolved comments after making changes.

### In-context comments

Reduce confusion and rework with in-context comments. You'll see a screenshot of what reviewers saw when they commented, so you know exactly what changes to make.

### Faster resolution

When multiple reviewers chime in on a topic, see all related comments and responses in one place. Stakeholders can create separate comments on a single slide, so you can address and resolve items one at a time.

“I love, love, love Review 360. Getting your course or video out there for review used to involve formatting Word documents or creating review documents. Now, it's so easy!”



**Veronica Budnikas**  
E-Learning Specialist



tr

Grow Skills with Articulate 360 Training

## Get exclusive live online training from industry experts

Ramp up on Articulate products and take your e-learning expertise to new heights. Articulate 360 Training gives you the training you need, on the topics you want—all from industry-leading e-learning gurus, including Tom Kuhlmann.

### Quick start

Get up to speed with Articulate 360 quickly. With Articulate 360 Training, you'll discover all the tools and resources you need to start creating courses, now.

### Continuing education

Give your skills a boost. Learn tips, tricks, and best practices for building courses your learners will love.

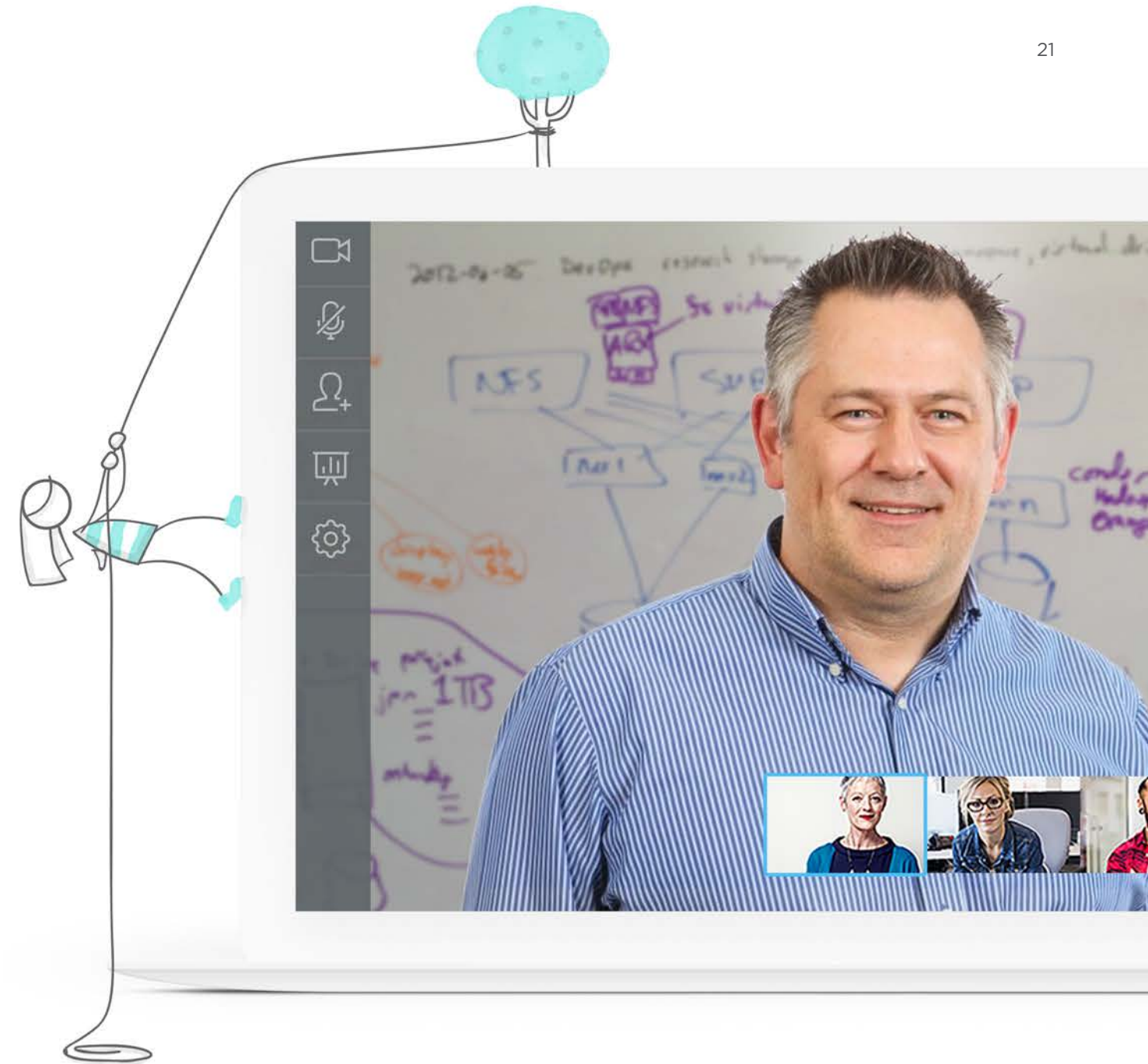
### Expert help

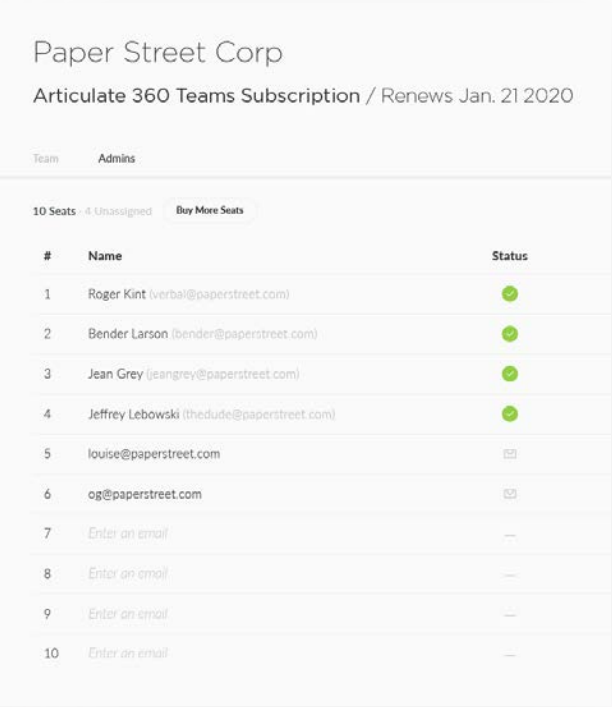
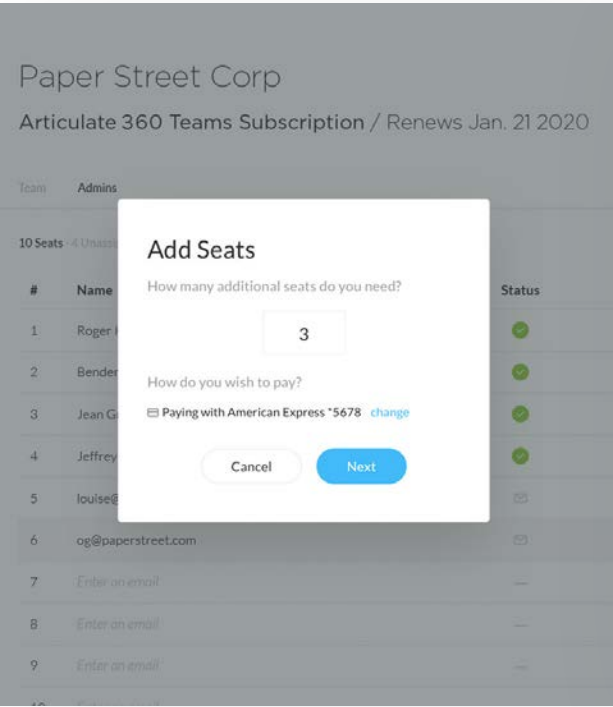
Ask your most pressing questions to get help with your biggest e-learning challenges. With Articulate 360 Training, you can ask and get answers instantly from the experts in our exclusive Q&A webinars.

“Tom Kuhlmann is a training design genius.”



**Marty Blevins**  
E-Learning Developer





# Articulate 360 Teams

## Give your whole team access to Articulate 360, plus so much more

Get exclusive collaboration features, simple account management, priority support, and team access to award-winning Articulate 360.

### Exclusive collaboration features

Easily share slides with your whole team in Storyline 360 and custom lesson templates in Rise 360 to make sure everyone has access to reusable content. Articulate 360 Teams members can also collaborate on courses in Rise 360, creating and editing different lessons at the same time or taking turns fine-tuning the same one.

### Simple account management

Articulate 360 Teams lets you manage user, seat, and billing information in one place. Add new users to your account and update user permissions in seconds. Let admins manage different groups of seats on your account. And easily view unassigned seats, see who already has a seat, and transfer seats and content when your team changes.

### Priority support and health checks

Your team will receive priority email support, so they'll always jump to the front of the support queue. And they get instant access to support specialists via live chat. We'll also check in regularly with you to make sure your team is happy.

### Consolidated billing

Simplify budgeting and expense management. You'll get one annual bill that covers your Articulate 360 Teams seats.

### Unlimited storage

Articulate 360 Teams includes unlimited storage, so your team can post their biggest courses to Articulate 360 for review whenever they want—even those packed with large HD video, audio, and image files.

“I’ve really been enjoying Articulate 360 Teams. It’s easy for our whole development team to share custom templates with team slides. And I like that it’s simple to manage seats, access updates, and build responsive courses.”

 **Jim Surrency**  
Learning Technologies Coordinator

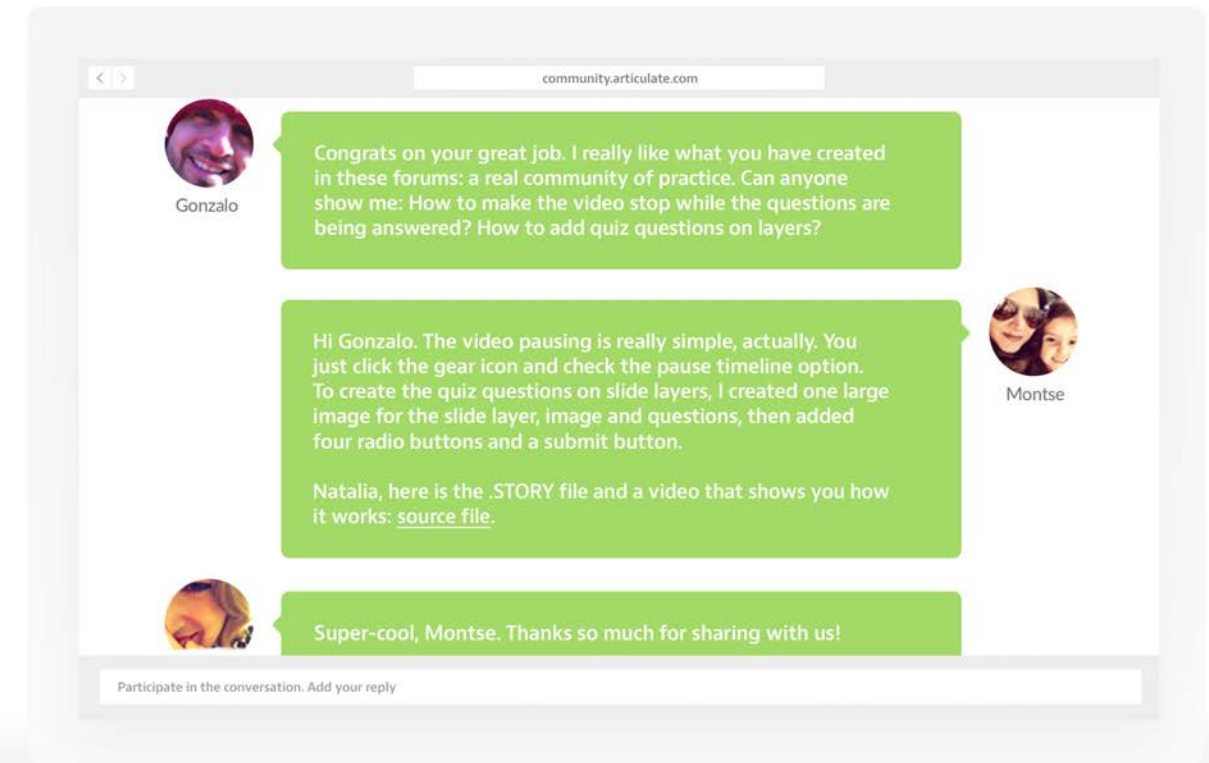


## E-Learning Heroes Community

### Join the top e-learning community

All the help you need is a click away when you join the world's largest e-learning community. Hundreds of thousands of course creators rely on the E-Learning Heroes community to share insights, find inspiration, and get help on all things e-learning. Join E-Learning Heroes to get in-depth e-books and tutorials that help you build better courses, download free assets to use in your e-learning projects, and seek advice from industry experts eager to share what they know.

Visit E-Learning Heroes at [elearningheroes.com](http://elearningheroes.com).





Trusted by leaders

## Industry-leading organizations rely on Articulate products to simplify e-learning development

More than 78,000 organizations in every industry in 151 countries use Articulate products to create online and mobile courses. Our customers include 93 of the Fortune 100 companies and 19 of 20 top-ranked U.S. universities.



Learn more at [articulate.com](https://articulate.com) and start your free 60-day trial at [articulate.com/360/trial](https://articulate.com/360/trial).

Loved by e-learning developers

“I’m just dipping my toes in the water of Articulate 360, but I love the way that every piece streamlines in together—everything you need for instructional design and amazing courses is truly at your fingertips. It’s such a seamless experience!”



**Jason Pafford**

Training and Development Specialist

“Oh. My. Goodness!!! I created an awesome training yesterday in half the time I previously would have spent. I LOVE the new Articulate 360 and am so appreciative that Articulate developed it!!!”



**Cindi Celske**

Director of Academic Operations

“Finally! A multifaceted approach to address the everyday needs of e-learning designers and developers! Articulate 360 hits the nail on the head.”



**Kimberly Bourque Valliere**

E-Learning Developer

“Giving us a place to effectively review content has been a godsend. We have always been looking for effective ways to review content, but now we finally have it.”



**Josh Hill**

Digital Learning Analyst

“Storyline 360 plus Content Library 360 and Review 360 make development even better than before. I love that I can access a massive library of gorgeous assets—all without ever leaving Storyline 360. And now gathering and responding to feedback is a pleasure; nothing falls through the cracks.”



**Jackie Van Nice**

E-Learning Developer

“I love Articulate 360 because every time I log in, there are new characters, images, and more in Content Library 360.”



**Paul Nunn**

Training and Development Specialist

“Everything that anyone needs for e-learning is right here.”



**Michael Cohen**

Entrepreneur

“Rise 360 is one of the easiest apps I’ve ever encountered for creating e-learning courses. You did a phenomenal job with Rise 360.”



**Steven Carniol**

Director of Online Technology and Instructional Design

More questions? Ready to buy? Call 1300 553 313 (Australia) or 0800 450 168 (New Zealand) or email [articulate@microway.com.au](mailto:articulate@microway.com.au) to learn more from an Articulate Authorised Reseller or to get started with Articulate 360 Teams.

Copyright ©2019 Articulate Global, Inc. All rights reserved.

Articulate and all other trademarks mentioned in this document are the property of their respective owners.

**articulāte**